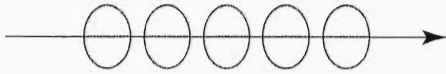


General Instructions

Square Stitch

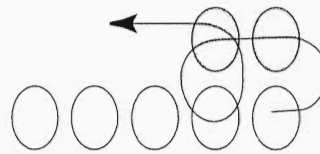
1

Thread on 5 beads (or number of beads needed for desired width).



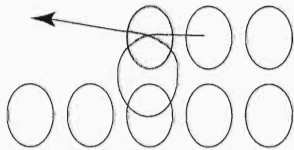
2

Add two beads to start a new row and needle through first row as shown.



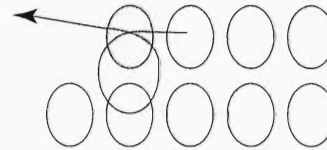
3

Add one bead and needle through first row as shown.



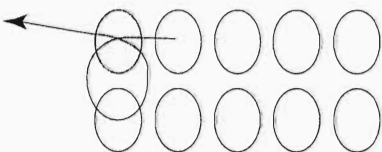
4

Continue as in step 3 until row is complete.



5

The last bead in a row is added in the same way as the others.



6

Add two beads to start a new row and needle through first row as shown.

